

Small Group Counseling Title/Theme: New Student Group Activities

Grade Level(s): K-5

Small Group Counseling Description: These group activities may be offered at the beginning of the year or periodically throughout the year to help students transition to a new school. The Professional School Counselor (PSC) will obtain necessary consent from parents for this group opportunity.

Number of Sessions in Group: Introduction and 7 Activities

Titles/Activity Materials:

Introduction: Establishing Small Group Norms - Establishing norms is important to the group process. This introduction should be used prior to Activity #1.

Materials needed:

Chart Paper

Markers

[*Small Group Counseling Guidelines Poster \(Document 18\)*](#)

Activity # 1: New Student Welcome Group

Materials needed:

[*Welcome Packet*](#) Containing:

[*People to Know*](#)

[*How to Be a Good Friend*](#)

[*Tips on How to Get People to Like You \(K-2\)*](#)

[*Tips on How to Show People You Care About Them \(3-5\)*](#)

[*Five Tips For Joining and Playing in a Group*](#)

[*Tips on What to Say or Do When Someone Teases You or Hurts Your Feelings*](#)

PowerPoint Slide Show or School Video (optional)

[*New Student Group Survey*](#)

Activity # 2: New Student Wall

Materials needed:

Pen/pencil for each student

[*All About Me*](#)

Camera

Bulletin board space and materials with which to decorate

[*New Student Wall Survey*](#)

Activity # 3: New Student Scavenger Hunt

Materials needed:

[*Scavenger Hunt*](#)

[*New Student Scavenger Hunt Survey*](#)

Activity # 4: Colored Candy Game

Materials needed:

Different colored candy (i.e. Skittles®, M&M®'s, candy hearts). Each group member should start out with 5 pieces of candy. You can give them more or less depending on how long you would like the activity to last.

[Color Candy Ice-Breaker](#)

[New Student Colored Candy Game Survey](#)

Activity # 5: Autograph Hunt

Materials needed:

Pen/pencil for each student, scissors, stapler

An [Autograph Hunt](#) book for each student

[New Student Autograph Hunt Survey](#)

Activity # 6: New Student Coupon Booklet

Materials needed:

[New Student Coupon Booklet](#)

[New Student Coupon Booklet Survey](#)

Activity # 7: New Student and Family Orientation

Materials needed:

[New Student and Family Orientation Meeting Invitation](#)

[New Student and Family Orientation Meeting Agenda](#)

[New Student and Family Orientation Meeting Sign-In Sheet](#)

[Top Ten List to Help Your Child Be Successful In School](#)

[School Tour Checklist](#)

[New Student and Family Orientation Meeting Survey](#)

School Map

PowerPoint Slide Show or School Video (optional)

Camera

Missouri Comprehensive Guidance and Counseling Standard:

PS. 1 Understanding Self as an Individual and as a Member of Diverse Local and Global Communities.

PS. 2 Interacting with Others in Ways That Respect Individual and Group Differences

Missouri Comprehensive Guidance and Counseling Concepts:

PS. 1.A. Self Concept

PS. 1B. Balancing the Life Roles

PS. 2B. Respect for Self and Others

American School Counselor Association (ASCA) National Standard:

Personal/Social Development

A. Students will acquire the knowledge, attitudes and interpersonal skills to help them understand and respect self and others.

Show-Me Standards: Performance Goals (check one or more that apply)

	Goal 1: gather, analyze and apply information and ideas
X	Goal 2: communicate effectively within and beyond the classroom
X	Goal 3: recognize and solve problems
X	Goal 4: make decisions and act as responsible members of society

Outcome Summative Assessment: acceptable evidence of student achievement

<p>Summative assessment relates to the performance outcome for goals, objectives and (GLE) concepts. Assessment can be survey, student sharing, etc.</p> <p>Summative Assessment of Student Achievement: Post Activity Surveys</p> <p>Results Based Data: PSC can utilize school achievement and attendance data for participating students.</p>

Follow Up Ideas & Activities

<p>Implemented by counselor, administrators, teachers, parents, community partnerships Staff may check in with participants throughout the school year.</p>
--

Group Title: Introduction

This is a sample introduction session for establishing small group norms.

Session Title: Establishing Small Group Norms

Session # 1 of 1

Grade Level: K-12

Estimated time: 30 minutes

Small Group Counseling Session Purpose: To establish small group counseling guidelines, to discuss the purpose of the group, and to begin student self-evaluation process.

Missouri Comprehensive Guidance and Counseling Content Area Strand/Big Idea(s):
Personal and Social Development: PS.2. Interacting With Others in Ways That Respect Individual and Group Differences

Missouri Comprehensive Guidance and Counseling Concept(s):
PS.2.B. Respect for self and others

American School Counselor Association (ASCA) National Standard:
Personal/Social Development

- A. Students will acquire the knowledge, attitude and interpersonal skills to help them understand and respect and others
- B. Students will make decisions, set goals and take necessary action to achieve goals.

NOTE: The overall purpose of the MCGCP small group counseling units and sessions is to give extra support to students who need help meeting specific Comprehensive Guidance and Counseling Program Grade Level Expectations (GLEs). This small group counseling unit provides a "template" that allows you to personalize sessions to meet the unique needs of your students. Your knowledge of the developmental levels, background and experiences of your students determine the depth and level of personal exploration required to make the sessions beneficial for your students.

INTRODUCTION Materials (include activity sheets and/ or supporting resources)

Chart paper

Markers

[*Small Group Counseling Guidelines Poster \(Document 18\)*](#)

INTRODUCTION Formative Assessment

Share small group counseling guidelines and monitor personal behavior within the group, such as: waiting to speak, listening to what others have to say, and responding to others' statements without putting them down.

INTRODUCTION Preparation

Essential Questions: How do people communicate their ideas in a group? How do people treat each other in a group?

Engagement (Hook): To what groups do you belong? To what groups would you like to belong?

INTRODUCTION Procedures

<i>Professional School Counselor Procedures:</i>	<i>Student Involvement:</i>
<p>1. “Today, we are going to talk about working within groups and how small group counseling guidelines help members as they work together.” Introduce the <i>Small Group Counseling Guidelines Poster (Document 18)</i>. Students may wish to add additional guidelines suitable for their specific group.</p> <p>When discussing the term, <i>confidentiality</i>, relate it to outside-the-group talk versus inside-the-group talk. The members may talk with someone outside the group about something they may have said, but they cannot talk about who the members of the group are, or what others shared. Acknowledge student suggestions as examples of how confidentiality can be maintained.</p> <p>Post <i>Small Group Counseling Guidelines Poster (Document 18)</i>; including any additional guidelines the group develops, for the group to refer to during each group session. Remind students that they will be expected to follow the guidelines during each session.</p> <p>2. Introduce the icebreaker activity: Review the groups that were discussed during the hook. “What were some the positive things that made you feel good when you were with that group? Or, if you didn’t enjoy the group, what would have made the experience better for you?”</p> <p>NOTE: This activity can be done in a number of ways:</p> <ul style="list-style-type: none"> • Students may work in a Think-Pair-Share in which they are placed into pairs to discuss the prompts and come up with ideas together. • Students may work with a large piece of 	<p>1. Students discuss the guidelines and offer their definitions of each guideline. The students decide upon any other group guidelines they would like to add. As guidelines are accepted, students discuss how they will be expected to follow them.</p> <p>Students make suggestions for maintaining confidentiality.</p> <p>2. Students develop a list of experiences; either individually, with another student, or with the group. Possible student comments might be:</p> <ul style="list-style-type: none"> • We treat others as we would like to be treated. • Everyone gets a turn. • Nobody gets left out. • No put-downs. • Take turns when speaking. • Everyone has a chance to share. • Listen when others are speaking. • Put away equipment when you are finished. • Respect each other’s differences.

<i>Professional School Counselor Procedures:</i>	<i>Student Involvement:</i>
<p>chart paper or bulletin board paper to come up with ideas in graffiti form which is presented for final group approval.</p> <ul style="list-style-type: none"> • Solicit information from the entire group for consideration, which is then to be written on chart paper and edited through group approval. <p>3. Discuss the purpose of the group. Ask what the students would like to learn or achieve in the next few weeks in the group. Record student responses for future reference</p> <p>Closure/Summary: Review the small group counseling guidelines with the students. Give students time and date of the next session.</p>	<p>3. Students share ideas about what they would like to learn or achieve.</p> <p>Closure/Summary: Students review the small group counseling guidelines and note the date and time of the next session.</p>

INTRODUCTION Follow-Up Activities (Optional)

INTRODUCTION Counselor Reflection Notes (completed after the session)

STUDENT LEARNING: How will students' lives be better as a result of what happened during this session?

SELF EVALUATION: How did I do?

IMPLEMENTATION PROCEDURES: How did the session work?

DOCUMENT 18:

Small Group Counseling Guidelines Poster

Note: This list may be used as best meets the students' age/grade level. It could be posted in the room, handed out to the students, or turned in to a worksheet with space for each group to add their own guidelines.

Small Group Counseling Guidelines

1. All participants observe confidentiality.
 - a. Counselor
 - b. Student
2. Everyone will be an active listener.
3. Everyone has an opportunity to participate and share.
4. Use positive language.
5. All participants will treat each other with respect.

Group Activity for New Students

Activity: New Student Group

Grade Level: K-5

Estimated time: 30 minutes

Activity Purpose: This activity assists in welcoming students to a new school. This will help them to learn more about the school and adjust to being a new student.

Missouri Comprehensive Guidance Standard:

- PS.1 Understanding Self as an Individual and as a Member of Diverse Local and Global Communities
- PS.2 Interacting With Others in Ways That Respect Individual and Group Differences

Missouri Comprehensive Guidance Concept(s):

- PS.1.A. Self Concept
- PS.1.B. Balancing life roles
- PS.2.B. Respect for self and others

American School Counselor Association National Standard (ASCA):

Personal/Social Development

A: Students will acquire the knowledge, attitude, and interpersonal skills to help them understand and respect self and others.

Activity #1 Materials (include activity sheets and/ or supporting resources)

Welcome Packet Containing:

People to Know

How to Be a Good Friend

Tips on How to Get People to Like You (K-2)

Tips on How to Show People You Care About Them (3-5)

Five Tips For Joining and Playing in a Group

Tips on What to Say or Do When Someone Teases You or Hurts Your Feelings

PowerPoint Slide Show or School Video (optional)

New Student Group Survey

Activity #1 Assessment

Students complete New Student Group Survey after completing all activities.

Activity #1 Description & Procedures

This activity assists in welcoming students to a new school. This will help them to learn more about the school and adjust to being a new student. Offer the opportunity to meet with the group once a week.

Go through a page of the welcome packet at each meeting, choosing one meeting to watch the

school slide show or school video if you have one. You may choose to give each student a “gift” at the end of each meeting; e.g. sticker, pencil, coupon booklet, piece of candy.

Ask students to complete the [New Student Group Survey](#).

Closure/Summary: Remind students that they are welcome to come visit you any time. Encourage them to use the tips in the welcome packet so they can make and keep friends in their new school.

Activity assignment: Practice using the tips learned to make and keep friends.

Activity #1 Follow-Up Activities (Optional)

PSC will check in with group members periodically after the closing of the group to see how students are adjusting to the new school.

Activity #1 Counselor reflection notes (completed after the activity)

STUDENT LEARNING: How will students’ lives improve as a result of what happened during this activity?

SELF EVALUATION: How did I do?

IMPLEMENTATION PROCEDURES: How did the activity work?

*Welcome to
(School Name) Elementary School*

*We hope this packet will help you make
new friends at your new school.*

Insert
Picture
Of
Counselor
Here

(Insert School Name here)

**(Insert Professional School Counselor Name
here)**



{School Name}

People To Know

{Name}, Principal

{Name}, Assistant Principal

{Name}, Administrative Assistant

{Name}, School Nurse

{Name}, Custodian

{Name}, Cafeteria Manager

{Name}, Professional School Counselor

We are excited to have you!

How to Be a Good Friend

To have a good friend you must be a good friend.

Good friends...

- listen to each other.
- don't put each other down or hurt each other's feelings.
- apologize if they hurt a friend's feelings.
- help each other solve problems.
- learn how to compromise and can disagree without hurting each other.
- give each other compliments.
- respect and care about each other.
- are honest, trustworthy, and dependable.
- give each other room to change.
- allow each other to have other friends.



Tips on How to Get People to Like You (K-2)

1. Speak in a kind, friendly voice.

“Thanks for playing with me today.”



2. Use the person’s name when you talk to them.

“Hello Suzie. Do you want to play?”

3. Smile and talk about things you like and ask them what they like.

“Reading is my favorite subject in school. What’s yours?”

4. Give compliments.

“You did a great job in P.E. today!”

5. Try not to brag.

Bragging... “I’m the best tetherball player in my class.”

Not Bragging... “I like to play tetherball. Would you like me to teach you how to play?”

6. Compromise when playing with a friend.

“What if we play what you want to today and we will play my favorite game tomorrow?”

7. Ask a new friend questions about him/herself.

“What do you like to do at home?”



Tips on How to Show People You Care About Them (3-5)

1. Do something nice for the other person.
2. Accept the other person the way they are.
3. Encourage the other person in class or during a game.
4. Apologize when you make a mistake with a friend.
5. Compromise when playing a game or making a decision with a friend.
6. Ask the other person questions about his or her family, special things they are interested in, or games they like to play.
7. Call the other person by their name as often as possible. This makes a person feel special.
8. Listen carefully to the other person.





Five Tips For Joining and Playing in a Group

1. Think about which kids like the same things you like. Try to join those kids.
2. It is easiest to join one person or a group of four or more playing.
3. Remember “no” does not always mean “never.” It could mean “not right now” or “try again later.”
4. Observe the activity you want to join. Try to fit in by joining the game they are already playing. Do not try to change what the other children are playing.
5. Let people know when you have enjoyed playing with them.








Tips on What To Say or Do When Someone Teases You or Hurts Your Feelings

- 1. Say, “Please stop.”**
- 2. Get away from the situation. If you need help, go to an adult and report it.**
- 3. Ignore the person. Don’t give them power over your feelings.**
- 4. Play in a large group. People who tease usually will not tease someone in front of a large group.**
- 5. When someone says something hurtful to you, think to yourself, “*No matter what they say or do to me I’m still a good person.*”**



New Student Group Survey

Statement	Yes 	Some 	Not much 	Comment
The New Student Group helped me feel comfortable at this school.				
I would tell a future new student to attend the New Student Group.				
The New Student Group was helpful.				
**Name one thing you would change about the New Student Group.				
**Tell one thing that is most important for a new student at this school to know.				

**May not be applicable for younger students.

Group Activity for New Students

Activity: New Student Wall

Grade Level: K-5

Estimated time: 20 – 30 minutes

Activity Purpose: This activity allows new students to share information while making them feel welcome at the new school.

Missouri Comprehensive Guidance Standard:

PS.1 Understanding Self as an Individual and as a Member of Diverse Local and Global Communities

PS.2 Interacting With Others in Ways That Respect Individual and Group Differences

Missouri Comprehensive Guidance Concept(s):

PS.1.A. Self Concept

PS.1.B. Balancing life roles

PS.2.B. Respect for self and others

American School Counselor Association National Standard (ASCA):

Personal/Social Development

A: Students will acquire the knowledge, attitude, and interpersonal skills to help them understand and respect self and others.

Activity #1 Materials (include activity sheets and/ or supporting resources)

Pen/pencil for each student

[All About Me](#)

Camera

Bulletin board space and materials with which to decorate

[New Student Wall Survey](#)

Activity #1 Assessment

Completion of the [All About Me](#) worksheet.

Students complete the [New Student Wall Survey](#).

Activity #1 Description & Procedures

The Professional School Counselor (PSC) will explain the [All About Me](#) worksheet to the new student. The student will fill out his/her responses. (The PSC can fill out the worksheet for a younger student.) Each page will be posted on a bulletin board in a high traffic area for other students, teachers, and staff to view.

Closure/Summary: At the end of this activity, students will get their picture taken, which will

then be placed on the new student wall with the student's information.

Activity assignment: Students will be encouraged to find a new friend to bring to the new student wall to share the information with them.

Activity #1 Follow-Up Activities (Optional)

PSC will remove the [All About Me](#) worksheet from the wall after a month, and then follow-up with the student with a quick hallway meeting, or phone call home.

Activity #1 Counselor reflection notes (completed after the activity)


STUDENT LEARNING: How will students' lives improve as a result of what happened during this activity?

SELF EVALUATION: How did I do?

IMPLEMENTATION PROCEDURES: How did the activity work?



ALL ABOUT ME!



Hi! My name is _____.

I am in _____ grade.

My teacher is _____.

I have _____ brother(s) and _____ sister(s).

I have _____ pet(s).

If I have a pet, I have

_____.

I used to live in _____.

I used to attend _____ school.

My favorite book is

_____.

My favorite food is

_____.

Something interesting about me is




_____.

_____.

My favorite thing about (insert name of school here) is

_____.

New Student Wall Survey

Statement	Yes 	Some 	Not much 	Comment
The New Student Wall helped me feel comfortable at this school.				
I would tell a future new student to do the New Student Wall Activity.				
The New Student Wall Activity was helpful.				
**Name one thing you would change about the New Student Wall Activity.				
**Tell one thing that is most important for a new student at this school to know.				

**May not be applicable for younger students.

Group Activity for New Students

Activity: New Student Scavenger Hunt

Grade Level: K-5

Estimated time: 20-30 minutes

Activity Purpose: To acquaint new students with personnel and places in their new school.

Missouri Comprehensive Guidance Standard:

- PS.1 Understanding Self as an Individual and as a Member of Diverse Local and Global Communities
- PS.2 Interacting With Others in Ways That Respect Individual and Group Differences

Missouri Comprehensive Guidance Concept(s):

- PS.1.A. Self Concept
- PS.1.B. Balancing life roles
- PS.2.B. Respect for self and others

American School Counselor Association National Standard (ASCA):

Personal/Social Development

A: Students will acquire the knowledge, attitude, and interpersonal skills to help them understand and respect self and others.

Activity #1 Materials (include activity sheets and/ or supporting resources)

[Scavenger Hunt](#)
[New Student Scavenger Hunt Survey](#)

Activity #1 Assessment

Completion of the [Scavenger Hunt](#).
Students complete the [New Student Scavenger Hunt Survey](#).

Activity #1 Description & Procedures

Professional School Counselor (PSC) will distribute the [Scavenger Hunt](#) sheet to the new student(s). PSC may choose to go with the student or pair up the new student with a current student. This enhances friendships and also gives the new student a guide around the school.

Closure/Summary: Once completed, students turn the [Scavenger Hunt](#) sheet in to the counselor for a reward (pencil, sticker, etc.).

Activity #1 Follow-Up Activities (Optional)

Have the new student(s) and their guide(s) come to the counselor's office for a lunch bunch meeting.

Activity #1 Counselor reflection notes (completed after the activity)

STUDENT LEARNING: How will students' lives improve as a result of what happened during this activity?

SELF EVALUATION: How did I do?

IMPLEMENTATION PROCEDURES: How did the activity work?



Scavenger Hunt



Name: _____

What is the principal's favorite part of his/her job? _____

How many times does the nurse use a thermometer in a day? _____

What is the media specialist's favorite book? _____

What is for lunch today? _____

What tool does the custodian use the most? _____

What is the counselor's favorite item in his/her office? _____




How many phone calls does the secretary take in one day? _____

What is the music teacher's favorite instrument? _____

How many sit-ups can the P.E. teacher do? _____

What is the art teacher's favorite color? _____

New Student Scavenger Hunt Survey

Statement	Yes 	Some 	Not much 	Comment
The New Student Scavenger Hunt helped me feel comfortable at this school.				
I would tell a future new student to attend the New Student Scavenger Hunt.				
The New Student Scavenger Hunt was helpful.				
Name one thing you would change about the New Student Scavenger Hunt.				
Tell one thing that is most important for a new student at this school to know.				

**May not be applicable for younger students.

Group Activity for New Students

Activity: Colored Candy Game

Grade Level: K-5

Estimated time: 20-30 minutes

Activity Purpose: This activity allows students to get to know other members of the group in a more personal way.

Missouri Comprehensive Guidance Standard:

- PS.1 Understanding Self as an Individual and as a Member of Diverse Local and Global Communities
- PS.2 Interacting With Others in Ways That Respect Individual and Group Differences

Missouri Comprehensive Guidance Concept(s):

- PS.1.A. Self Concept
- PS.1.B. Balancing life roles
- PS.2.B. Respect for self and others

American School Counselor Association National Standard (ASCA):

Personal/Social Development

- A: Students will acquire the knowledge, attitude, and interpersonal skills to help them understand and respect self and others.

Activity #1 Materials (include activity sheets and/ or supporting resources)

Different colored candy (i.e. Skittles®, M&M®'s, candy hearts). Each group member should start out with 5 pieces of candy. You can give them more or less depending on how long you would like the activity to last.

[Color Candy Ice-Breaker](#)

[New Student Colored Candy Game Survey](#)

Activity #1 Assessment

Completion of the [Color Candy Ice-Breaker](#) Game.

Students complete the [New Student Colored Candy Game Survey](#).

Activity #1 Description & Procedures

Professional School Counselor (PSC) informs the students that they are going to be receiving some candy but that they cannot eat it until they are instructed. PSC distributes 5 pieces of candy, of different colors, to each student. PSC then states that the students will be sharing information about themselves based on the color of candy they received. PSC goes through the [Color Candy Ice-Breaker](#) with the students.

Each student picks one of his/her pieces of candy and shares something about himself/herself based on the color chosen. Each group member shares one bit of information. This is repeated until all students in the group have shared 5 things about themselves with the group.

By sharing information, group members get to know each other better. They also realize some of the differences and similarities that they have with other group members.

Closure/Summary: By sharing information, group members get to know each other better. They also realize some of the differences and similarities that they have with other group members.

Activity assignment: The PSC asks students to share one thing they have learned about another new student they met today with their classroom teacher or parent.

Activity #1 Follow-Up Activities (Optional)

PSC asks students what they remember about each other.

Activity #1 Counselor reflection notes (completed after the activity)

STUDENT LEARNING: How will students' lives improve as a result of what happened during this activity?

SELF EVALUATION: How did I do?

IMPLEMENTATION PROCEDURES: How did the activity work?

Color Candy Ice-breaker



Yellow/white

share something that you are good at doing

Pink/red

share something about which you get mad

Green

share something that you love to do




Blue

share something about which you get sad

Orange

share something about your family

New Student Colored Candy Game Survey

Statement	Yes 	Some 	Not much 	Comment
The New Student Colored Candy Game helped me feel comfortable at this school.				
I would tell a future new student to do the New Student Colored Candy Game.				
The New Student Colored Candy Game was helpful.				
**Name one thing you would change about the New Student Colored Candy Game.				
**Tell one thing that is most important for a new student at this school to know.				

**May not be applicable for younger students.

Group Activity for New Students

Activity: Autograph Hunt

Grade Level: K-5

Estimated time: 20 – 30 minutes

Activity Purpose: This activity allows new students to meet other people in the building.

Missouri Comprehensive Guidance Standard:

- PS.1 Understanding Self as an Individual and as a Member of Diverse Local and Global Communities
- PS.2 Interacting With Others in Ways That Respect Individual and Group Differences

Missouri Comprehensive Guidance Concept(s):

- PS.1.A. Self Concept
- PS.1.B. Balancing life roles
- PS.2.B. Respect for self and others

American School Counselor Association National Standard (ASCA):

Personal/Social Development

- A: Students will acquire the knowledge, attitude, and interpersonal skills to help them understand and respect self and others.

Activity #1 Materials (include activity sheets and/ or supporting resources)

Pen/pencil for each student, scissors, stapler
An [Autograph Hunt](#) book for each student
[New Student Autograph Hunt Survey](#)

Activity #1 Assessment

Completion of the [Autograph Hunt](#) book.
Students complete the [New Student Autograph Hunt Survey](#).

Activity #1 Description & Procedures

The Professional School Counselor (PSC) will explain the [Autograph Hunt](#) book to the new student:

The PSC will instruct students to cut out each box of the Autograph Hunt pages and staple them into a book, or PSC can opt to do this beforehand. During the group time, the students will be given the opportunity to travel through the school to ask different staff members for their autograph. This will give them the chance to meet people who will help them throughout the day. The new student may be directed to complete this task with the counselor, or a current student, as a partner, or if there are several new students, they may wish to go in pairs of two or

three.

Closure/Summary: At the end of this activity, students will go through the [Autograph Hunt](#) book with the counselor and discuss the various signatures.

Activity assignment: Students will acknowledge the people that they have met throughout the week.

Activity #1 Follow-Up Activities (Optional)

PSC will meet again (formally in a group setting, or informally in the hallway, at lunch, or before school) with the students and ask how many new faculty/staff members they remember.

Activity #1 Counselor reflection notes (completed after the activity)

STUDENT LEARNING: How will students' lives improve as a result of what happened during this activity?

SELF EVALUATION: How did I do?

IMPLEMENTATION PROCEDURES: How did the activity work?

**WELCOME TO _____
ELEMENTARY SCHOOL**

Autograph Hunt



Hello my name is _____

May I please have your autograph?



Nurse

May I please have your autograph?



Office Administrative Assistant

May I please have your autograph?



Attendance Clerk

May I please have your autograph?



Principal

May I please have your autograph?



Reading Specialist

May I please have your autograph?



Professional School Counselor

May I please have your autograph?



Cafeteria Manager/Cook

May I please have your autograph?



Library Clerk

May I please have your autograph?



Custodian




May I please have your autograph?



Librarian/Media Specialist

**We're Glad You're
Here!**

New Student Autograph Hunt Survey

Statement	Yes 	Some 	Not much 	Comment
The New Student Autograph Hunt helped me feel comfortable at this school.				
I would tell a future new student to attend the New Student Autograph Hunt.				
The New Student Autograph Hunt was helpful.				
**Name one thing you would change about the New Student Autograph Hunt.				
**Tell one thing that is most important for a new student at this school to know.				

**May not be applicable for younger students.

Group Activity for New Students

Activity: New Student Coupon Booklet

Grade Level: K-5

Estimated time: 20-30 minutes

Activity Purpose: The coupon booklet is used to acquaint students with the school staff and setting. It also assists in making them feel welcome in the new school.

Missouri Comprehensive Guidance Standard:

PS.1 Understanding Self as an Individual and as a Member of Diverse Local and Global Communities

PS.2 Interacting With Others in Ways That Respect Individual and Group Differences

Missouri Comprehensive Guidance Concept(s):

PS.1.A. Self Concept

PS.1.B. Balancing life roles

PS.2.B. Respect for self and others

American School Counselor Association National Standard (ASCA):

Personal/Social Development

A: Students will acquire the knowledge, attitude, and interpersonal skills to help them understand and respect self and others.

Activity #1 Materials (include activity sheets and/ or supporting resources)

[New Student Coupon Booklet](#)

[New Student Coupon Booklet Survey](#)

Activity #1 Assessment

Students will be able to identify staff members in the building by name.

Students will complete the [New Student Coupon Booklet Survey](#).

Activity #1 Description & Procedures

The coupon booklet is used to acquaint students with the school staff and setting. It also assists in making them feel welcome in the new school. The Professional School Counselor (PSC) talks with students about the importance of getting to know the staff in their new school.

PSC asks students to brainstorm the different staff members or people they have met or might meet in a new school (i.e., principal, assistant principal, counselor, nurse, secretaries, classroom teacher, media specialist, physical education teacher, music teacher, art teacher, school cooks, custodian, bus drivers).

PSC talks with new students about why it is important to get to know the staff and locations of places in their new school. Students share their ideas (i.e., feel comfortable, feel a part of the school community, get to know people, find places in the building).

PSC asks students if they know what the word coupon means or what a coupon might be used for. Students share their ideas (i.e., free materials or services, discounts).

PSC gives each student a *New Student Coupon Booklet*. A sample coupon booklet is included in this activity. The booklet can be adapted to the student/school needs and age level of the group. Counselor may prepare booklets ahead of time or ask students to cut out and staple booklets.

Closure/Summary: The coupon booklet is reviewed with the students and the students are encouraged to use the individual coupons to get to know the staff and their new school setting.

Activity assignment: It is suggested that the students use the coupons the first month of school in order to assist them in their adjustment to the new school.

Activity #1 Follow-Up Activities (Optional)

PSC checks-in with students to see if students can name building staff members and check on their adjustment to the new school.











Activity #1 Counselor reflection notes (completed after the activity)

STUDENT LEARNING: How will students' lives improve as a result of what happened during this activity?




SELF EVALUATION: How did I do?

IMPLEMENTATION PROCEDURES: How did the activity work?

New Student Coupon Booklet

 <p>New Student Coupon Booklet { School Name }</p>	 <p>New Student Coupon This coupon is good for lunch with the counselor and two friends.</p>
 <p>New Student Coupon This coupon is good for one bookmark from the media specialist.</p>	 <p>New Student Coupon This coupon is good for one sticker from the music teacher.</p>
 <p>New Student Coupon This coupon is good to be the art teacher's helper for one day during art class.</p>	 <p>New Student Coupon This coupon is good for 5 hoops with the physical education teacher.</p>
 <p>New Student Coupon This coupon is good for one extra recess for your entire class.</p>	 <p>New Student Coupon This coupon is good for a game of choice with the assistant principal.</p>
 <p>New Student Coupon This coupon is good for one sweet hug (candy hug) from the principal.</p>	 <p>New Student Coupon add your own</p>

New Student Coupon Booklet Survey

Statement	Yes 	Some 	Not much 	Comment
The New Student Coupon Booklet helped me feel comfortable at this school.				
I would tell a future new student to do the New Student Coupon Booklet.				
The New Student Coupon Booklet was helpful.				
**Name one thing you would change about the New Student Coupon Booklet.				
**Tell one thing that is most important for a new student at this school to know.				

**May not be applicable for younger students.

Family Group Activity for New Students

Activity: New Student and Family Orientation Meeting

Grade Level: Adapt to level K-5

Estimated time: 30 minutes

Activity Purpose: This activity assists in welcoming students and families to a new school. This will help them to learn more about the school and their community.

Missouri Comprehensive Guidance Standard:

- PS.1 Understanding Self as an Individual and as a Member of Diverse Local and Global Communities
- PS.2 Interacting With Others in Ways That Respect Individual and Group Differences
- PS.3 Applying Personal Safety Skills and Coping Strategies

Missouri Comprehensive Guidance Concept(s):

- PS.1.A. Self Concept
- PS.1.B. Balancing life roles
- PS.2.B. Respect for self and others
- PS.3.C. Coping Skills

American School Counselor Association (ASCA) National Standard

Personal/Social Development

A: Students will acquire the knowledge, attitude, and interpersonal skills to help them understand and respect self and others.

Activity #1 Materials (include activity sheets and/ or supporting resources)

- [New Student and Family Orientation Meeting Invitation](#)
- [New Student and Family Orientation Meeting Agenda](#)
- [New Student and Family Orientation Meeting Sign-In Sheet](#)
- [Top Ten List to Help Your Child Be Successful In School](#)
- [School Tour Checklist](#)
- [New Student and Family Orientation Meeting Survey](#)
- School Map
- PowerPoint Slide Show or School Video (optional)
- Camera

Activity #1 Assessment

Completion of the [New Student and Family Orientation Meeting Survey](#)

Activity #1 Description & Procedures

This activity assists students and families in learning and adjusting to a new school. Follow the steps below to organize this activity.

1. The school's office staff sends a [New Student and Family Orientation Meeting Invitation](#) to the families before the orientation meeting. This meeting can be set up in conjunction with an open house night or meet the teacher night if appropriate.
2. In preparation for the orientation meeting:
 - a. The counselor or school staff may want to take pictures of the school and staff and prepare a PowerPoint Slide Show or video so new students and families can learn about the school.
 - b. Copy the [Top Ten List to Help Your Child Be Successful In School](#), [School Tour Checklist](#), [New Student and Family Orientation Meeting Sign-In Sheet](#), and school map.
3. Refer to the [New Student and Family Orientation Meeting Agenda](#) for details.

Closure/Summary: The counselor will address any questions or concerns the student and family may have. The counselor will ask students and families to complete the [New Student and Family Orientation Meeting Survey](#) after the meeting.

Activity assignment: Student and family will take a tour of the school.

Activity #1 Follow-Up Activities (Optional)

The counselor will follow up with the students informally in the morning before school starts once a week for four weeks.

Activity #1 Counselor reflection notes (completed after the activity)

STUDENT LEARNING: How will students' lives improve as a result of what happened during this activity?

SELF EVALUATION: How did I do?

IMPLEMENTATION PROCEDURES: How did the activity work?

NEW STUDENT AND FAMILY ORIENTATION MEETING INVITATION

Date

Dear New Student & Family,

Please join us on _____ (date) _____ (time) for the New Student and Family Orientation Meeting. This is an opportunity for the entire family to learn more about _____ School. You will meet the school faculty and staff, learn about special events held throughout the year, make new friends, and become more familiar with the school building.

Sincerely,

Professional School Counselor



NEW STUDENT ORIENTATION MEETING AGENDA

- I. Welcome and Introductions
 - Families - Where from? Who came the farthest?
 - Transfers from other district buildings
 - Recognition of parent association - school mascot, assemblies, parent association meetings
 - Current enrollment
 - Review school rules
 - Review school expectations
 - Discuss school support system
 - Stress parent communication - Review [Top Ten List to Help Your Child Be Successful In School](#)

- II. Counseling Program Overview - Counselor will let student know that he or she will meet with the student informally in the morning once a week for four weeks. Counselor can put these dates and times on the [School Tour Checklist](#).

- III. Review [School Tour Checklist](#) – Your school may decide to use the checklist as a self-guided tour or assign tour guides.

- IV. Procedures for Meeting

Two categories of New Families

 - Transfers – You may or may not have already updated paperwork. If not, please go to the registration table. If you received paperwork from the office and already filled it out, you may turn it in here. Make sure your emergency contact information is updated. Then proceed with the school tour.
 - Families that are new to the school and have recently enrolled – Upon enrollment, you filled out all of the necessary paper work and we should have this. Make sure your emergency contact information is updated. Then proceed with the school tour.
 - Please stop by the parent association table before you leave. You can purchase spirit wear, sign up to volunteer, etc.

- V. Address Questions - The counselor will ask students and families to complete the [New Student and Family Orientation Meeting Survey](#) after the meeting.

NEW STUDENT AND FAMILY ORIENTATION MEETING SIGN-IN SHEET

Name of New Student	Parent's Name	Grade Level	Phone #	What city and state did you move here from?



TOP TEN LIST TO HELP YOUR CHILD BE SUCCESSFUL IN SCHOOL

1. Make sure your child gets a good night's sleep each school night.
2. Make sure your child eats a healthy breakfast and brings a healthy snack to school.
3. Make sure your child has all school supplies and is prepared each day before starting school.
4. Bring your child to the school and take a tour of the building.
5. Introduce yourself and get to know your child's teacher.
6. Have a good attitude about your child's school and teacher. Most generally if you have a good attitude about their school and teacher, your child will have a good attitude. If you have a concern set up a time to conference with your child's teacher to discuss concerns.
7. If your child has special needs set up a time to contact the teacher to share any important information.
8. Attend special events at your child's school. This helps him/her to feel a part of the new school. Also, he/she sees you taking an interest in his/her school and helps him/her understand the importance of school.
9. Get to know your child's friends at their new school. Encourage your child to invite friends over to play on the weekend so they get to know several kids in their class or at school.
10. If you have any questions/concerns feel free to contact (phone number):
 - _____, Principal
 - _____, Assistant Principal
 - _____, Professional School Counselor



SCHOOL TOUR CHECKLIST



Start the tour in the following areas:

- _____ Commons
- _____ Gym
- _____ Music Room
- _____ Cafeteria
- _____ Art Room
- _____ Health Room/Clinic/Nurse's Office
- _____ Secretary's Area
- _____ Principal's Office
- _____ Assistant Principal's Office
- _____ Counselor's Office
- _____ Media Center
- _____ Computer Lab
- _____ Playground
- _____ Resource Rooms

_____ New Students have the opportunity to meet together with the Professional School Counselor on the following dates/times:
(Counselor will insert informal meeting dates and times below.)

- Date #1
- Date #2
- Date #3
- Date #4

NEW STUDENT AND FAMILY ORIENTATION MEETING SURVEY

Statement	Yes	No	Comment
The New Student and Family Orientation Meeting helped me transition into the new school.			
I would encourage a future new student to attend the New Student and Family Orientation Meeting.			
Comment on what you found most beneficial at the New Student and Family Orientation Meeting.			
Comment on what you would change about the New Student and Family Orientation Meeting if you could.			
Comment on what resources and/or guidelines new students need to successfully transition into school.			